

# Learning! Drums

Christian Gerke

Schlagzeug  
Schulsystem

## "Alles wird gut" Stufe 1

The image displays five sections of drum notation, labeled A through E, for the song "Alles wird gut" at level 1. Each section is written on a grand staff with a treble clef and a 4/4 time signature. Section A consists of two staves of music. Section B consists of two staves. Section C consists of two staves. Section D consists of one staff. Section E consists of one staff. The notation includes various drum symbols: a triangle for hi-hat, an 'x' for snare, and a circle for bass drum. It also features musical notation such as eighth notes, quarter notes, and rests. Section A starts with a triplet of eighth notes on the snare. Section B includes a triplet of eighth notes on the snare and a triplet of eighth notes on the bass drum. Section C includes a triplet of eighth notes on the snare and a triplet of eighth notes on the bass drum. Section D includes a triplet of eighth notes on the snare and a triplet of eighth notes on the bass drum. Section E includes a triplet of eighth notes on the snare and a triplet of eighth notes on the bass drum. The notation is presented in a clear, black-and-white format.

The image displays a musical score for a drum set exercise, consisting of six systems of notation. Each system includes a top staff for the snare drum and a bottom staff for the bass drum. The notation uses standard drum set symbols: 'x' for snare, 'o' for cymbal, and 'o' for bass drum. The score includes various rhythmic patterns, such as eighth and sixteenth notes, and rests. Dynamics like accents (>) and hairpins are used throughout. Articulations such as slurs and breath marks are present. The score is divided into sections labeled F, G, H, and A. Section F includes a 'fill in' instruction. Section G features a 'big fill in' instruction. Section H includes a 'big fill in' instruction. Section A is a final section. The score also includes repeat signs and a final double bar line.

## forgive it G1-G2

**A**

**B**

**C**

erst bei der Wdh. Crash & bassdrum auf 1

erst bei der Wdh. Crash auf 1

**C**



2.nd: (⊗)

**D**



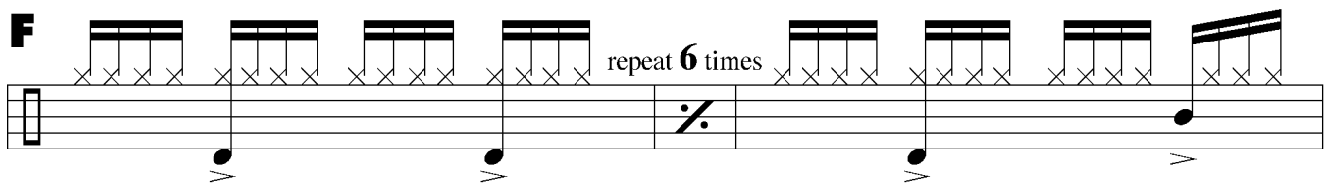
# forgive it S.2 G1-G2

Christian Gerke  
Musiklehrer Musiker  
Schlagzeugschulen



**E**



**F**



## CODA



# Learning! Drums

Christian Gerke

Schlagzeug  
Schulsystem

## "Heidschnucken" Stufe 1

Rhythmen bitte auch verändern, Teile dazukomponieren etc.-aber: bitte notieren

Auftakt keyb., drums tacet

**A**

**B**

**C**

**D**

**E**

Christian Gerke  
Musiklehrer Musiker  
Schlagzeugschulen

Staff 1: Musical notation with eighth notes and rests, marked with 'x' for hi-hat. Ends with a double bar line and a '2' above it.

Staff 2: Musical notation with eighth notes and rests, marked with 'x' for hi-hat. Ends with a double bar line and a '2' above it.

Staff 3: Musical notation with eighth notes and rests, marked with 'x' for hi-hat. Includes a measure with a slash and a measure with a circled note.

Staff 4: Musical notation with eighth notes and rests, marked with 'x' for hi-hat. Ends with a double bar line and a '2' above it.

Staff 5: Musical notation with eighth notes and rests, marked with 'x' for hi-hat. Includes the instruction 'crunch hihat' above the first measure.

Staff 6: Musical notation with eighth notes and rests, marked with 'x' for hi-hat. Includes the instruction 'H' above a measure and 'fill in' at the end.

Staff 7: Musical notation with eighth notes and rests, marked with 'x' for hi-hat. Includes a measure with a slash and a measure with a circled note.

Staff 8: Musical notation with eighth notes and rests, marked with 'x' for hi-hat. Ends with a double bar line and a '2' above it, with 'fill in' written to the right.

Staff 9: Musical notation with eighth notes and rests, marked with 'x' for hi-hat. Ends with three measures, each with a double bar line and a '2' above it, followed by 'fill in'.

Staff 10: Musical notation with eighth notes and rests, marked with 'x' for hi-hat. Ends with a double bar line and a '2' above it.